

Early

Deseret News



# CONNECT

1 2 3



Your Family • Community • World

My name: \_\_\_\_\_



## \* FROM THE DESK OF WOODWORD

Dear readers,

Sure and begorrah, 'tis a grand day to be alive!

That is a happy way to greet people in Ireland and in this month's issue when we celebrate you can try it out on your friends!

This month's Connect123 has lots of fun in store and that's not blarney! Speaking of blarney, you can read about the Blarney Stone in Ireland without leaving your room.

The Blarney Stone is just one of many fascinating topics in this issue! We also have the storey of how a California company is turning food scraps into energy.

Speaking of food, did you know that much of our food depends on the work of bees? They pollinate our crops.

Here are some jokes a little leprechaun shared with me:

**Q. Why do people wear shamrocks on St. Patrick's Day?**

**A. Regular rocks are too heavy.**

**Q. When is an Irish Potato not an Irish Potato?**

**A. When it is a FRENCH fry!**

Sincerely,

Woodword

**HAPPY ST. PATRICK'S DAY!**

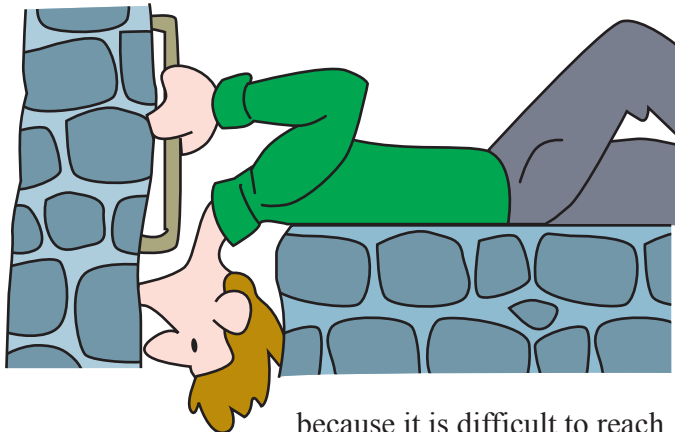
St. Patrick's Day, March 17th, is the day that people everywhere wear green. Born in Great Britain during the time of the Roman Empire, St. Patrick was kidnapped and sold into slavery in Ireland where he worked as a shepherd. He fled to France but eventually returned to Ireland as a missionary. He is the patron saint of Ireland.

**Leprechaun Gold**

Look at the words on each of the gold coins. Put them in the pot in alphabetical order before the Leprechaun disappears with all the gold!



**The Blarney Stone**



The Blarney Stone is a rock slab set in the wall of the Blarney Castle tower in the village of Blarney.

According to legend, an old woman cast a spell on the stone to reward a king who had saved her from drowning. Kissing the stone gave the king the ability to speak sweetly and convincingly.

Kissing the stone is not an easy task, because it is difficult to reach. Anyone who wants to try has to lie on his or her back, bend backwards and downwards, and hold on to iron bars for support.


It is said that those who kiss the Blarney Stone are given the **gift of gab**, or Blarney: the skill to get anyone to do what he or she wants. This is persuasive talk!

**Standards Link:** Reading Comprehension: Use reading skills to understand a variety of texts including legends.




**Standards Link:** Spelling: Organize words alphabetically.

**How to Draw a Leprechaun**



How many shamrocks can you find on this page in three minutes? Now have a friend try. Who found the most?

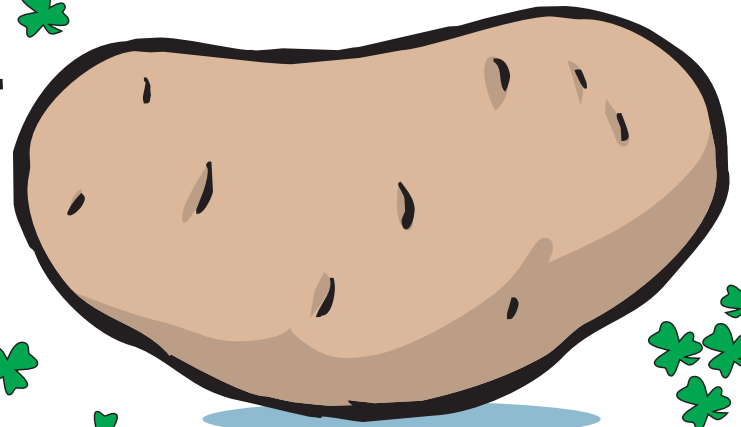


Follow the trail to find the gold coin. Add or subtract the numbers along the correct trail. Write the total on the gold coin.

**Standards Link:** Math: Calculate sums and differences.

# Paddy O'Brien's Potato Patch

In Ireland, potatoes have been an important source of nutrition for centuries. Today's page is packed with fun facts about the tasty tater!



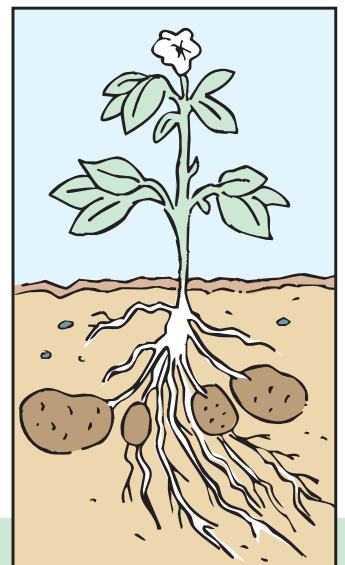
Welcome to Paddy O'Brien's Potato Patch. Can you find your way through the patch to the pot of gold?



How many shamrocks can you find on

## What is a tuber?

A **tuber** is a swollen part of a plant that stores energy. The potatoes we eat grow underground and the plant above ground uses the energy stored in the potato to grow. So, potatoes are tubers.



## Tater Trivia

During the Alaskan Klondike gold rush (1897-1898), potatoes were practically worth their weight in gold. Potatoes were valued for their vitamin C. And gold, at that time, was more plentiful than nutritious foods!

## Lookalike Leprechauns Find the two identical leprechauns.






**'Taters are tops!**

Potatoes are packed with vitamin C and minerals your body needs for energy. A potato is one of the best sources for potassium you can find in the produce section. Potassium helps keep blood pressure at a normal level.

**Presidential Potatoes**

French fries were introduced in America when they were served in the White House by this president. Use the code to reveal his name.

**A =** **H =** **M =** **R =**
  
**E =** **I =** **N =** **S =**
  
**F =** **J =** **O =** **T =**



**Standards link:** Reading comprehension: Follow simple written directions.

Special thanks to the U.S. Potato Board for their help with this page. Visit them at [www.potatogoodness.com](http://www.potatogoodness.com) for a free classroom poster and more!

**Double double word search**

Find the words by looking up, down, backwards, forwards, sideways and diagonally. Then find them again on the pages of Connect123.

- |            |         |       |
|------------|---------|-------|
| BLARNEY    | CASTLE  | SAINT |
| IRELAND    | SPEAK   | GOLD  |
| KISSING    | CLOVER  | TALK  |
| LEPRECHAUN | COBBLER | ROCK  |
| STONE      | RAINBOW | BEND  |

**Standards link:** Letter sequencing. Recognized identical words. Skim and scan reading. Recall spelling patterns.

N	U	A	H	C	E	R	P	E	L
L	T	E	A	R	O	N	K	D	H
O	N	W	K	C	T	I	N	E	C
O	I	L	K	C	S	A	L	S	O
K	A	E	P	S	L	T	G	P	B
T	S	E	I	E	S	O	O	A	B
Y	E	N	R	A	L	B	V	N	L
K	G	I	C	D	N	E	B	E	E
E	L	L	W	O	B	N	I	A	R

**Puzzler**


Starting at the upper left clover, leap across the shamrocks, adding and subtracting numbers as you go. Find a path that totals 30. Avoid the toadstools!

START

**Standards link:** Number sense: Calculate sums and differences.

**Answers**

**DID YOU KNOW?**



The temperatures are rising, the snow is starting to melt which means Spring is nearly here! And one classic spring tale is "The Ugly Duckling," written by Hans Christian Andersen. Andersen was born in Denmark on April 2, 1805. Although he was very poor, he was also born with dyslexia. Despite his disability, he still learned how to read, but he could never spell properly. His father read him books, which inspired him to write. At first, Anderson was not very proud of his storytelling and nearly gave it up. "The Ugly Duckling" was based on Andersen's own life. He was tall with a big nose and big feet. He felt he was ugly and clumsy but in the end, his hard work and talent brought him fame and fortune. He loved to entertain children as he used scissors to cut brilliantly inventive pictures of dragons, princesses, mermaids and trolls. Now his poetry and stories have been translated into more than 150 languages and inspired movies, plays and ballets. Andersen has written many timeless tales such as "The Princess and the Pea," "The Emperor's New Clothes" and "The Little Mermaid." Now, every year on his birthday is International Children's Book Day to honor him. How will you celebrate?

**Learning buddy sign here**

I have completed \_\_\_\_\_ activities with my Learning Buddy.

Learning buddy's signature \_\_\_\_\_ Date \_\_\_\_\_

Please send ideas, suggestions or information to: [nie@deseretnews.com](mailto:nie@deseretnews.com)

If you would like to receive FREE copies of **Connect 1•2•3** for your classroom, order on the Web at [deseretnews.com/nie](http://deseretnews.com/nie).

**Connect 1•2•3** is a FREE monthly educational section available only to schools through

the Deseret News.

Content created for the Deseret News by: **Kid Scoop**. Educational fun for kids ages 4-11. [www.kidscoop.com](http://www.kidscoop.com)

**NIE director:**  
Cindy Richards - [crichards@deseretnews.com](mailto:crichards@deseretnews.com)  
55 N. 300 West  
Salt Lake City, UT 84101 801-237-2172



Early



CONNECT

1 2 3



Your Family • Community • World

My name: \_\_\_\_\_

STEM

# Swish! It's Geometry

**Swish!** The lovely sound of a basketball slipping through the net in the hoop, so perfectly centered that the ball doesn't touch the back stop or the rim.

When this happens, a swish through the net is the only sound you hear. And the ball safely sinks through to score.

If the ball hits the rim of the hoop, the chance of it bouncing out increases. But to sink the basketball through the hoop, swish or not, a player doesn't throw the ball at the hoop. Rather a player using knowledge of the **parabolic arc** to throw the ball so that it arcs over and up high enough to enter the basket from above.

A **parabola** is the curve, shaped like an arch. It is also called a **parabolic arc**.



PARABOLIC ARC



Scientists can calculate the ideal free-throw angle for players of different heights. It's 13.75 feet from the free-throw line to the center of the basket, and a six-foot player launches the ball from about seven feet above the hardwood. That works out to a shooting angle of  $51^\circ$ .

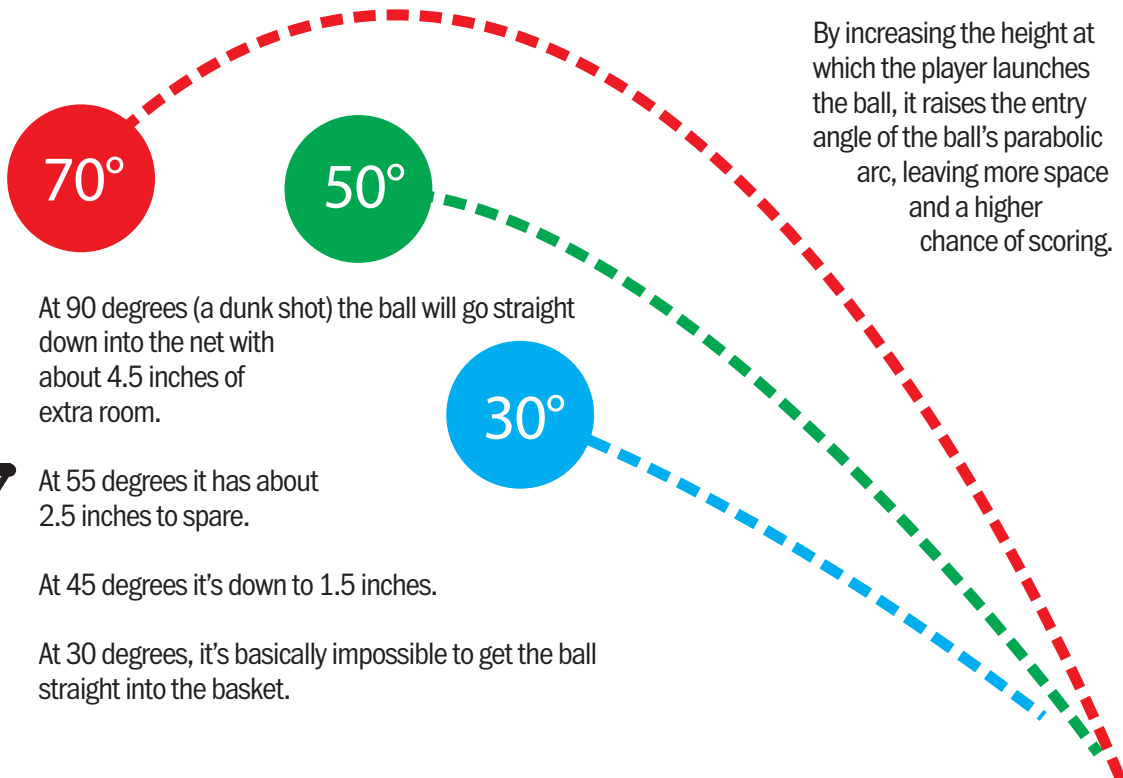
# Dunk Directions

The hoop is 18 inches in diameter. A basketball is about 9.4 inches wide.

If a ball is dunked straight down into the hoop from above (a 90 degree angle), there is plenty of room for the ball to sink all the way through the net and score.

But when a player shoots the ball farther away from the hoop, the ball needs to be thrown up at an angle.

Which basketball shot at right is most likely to score?

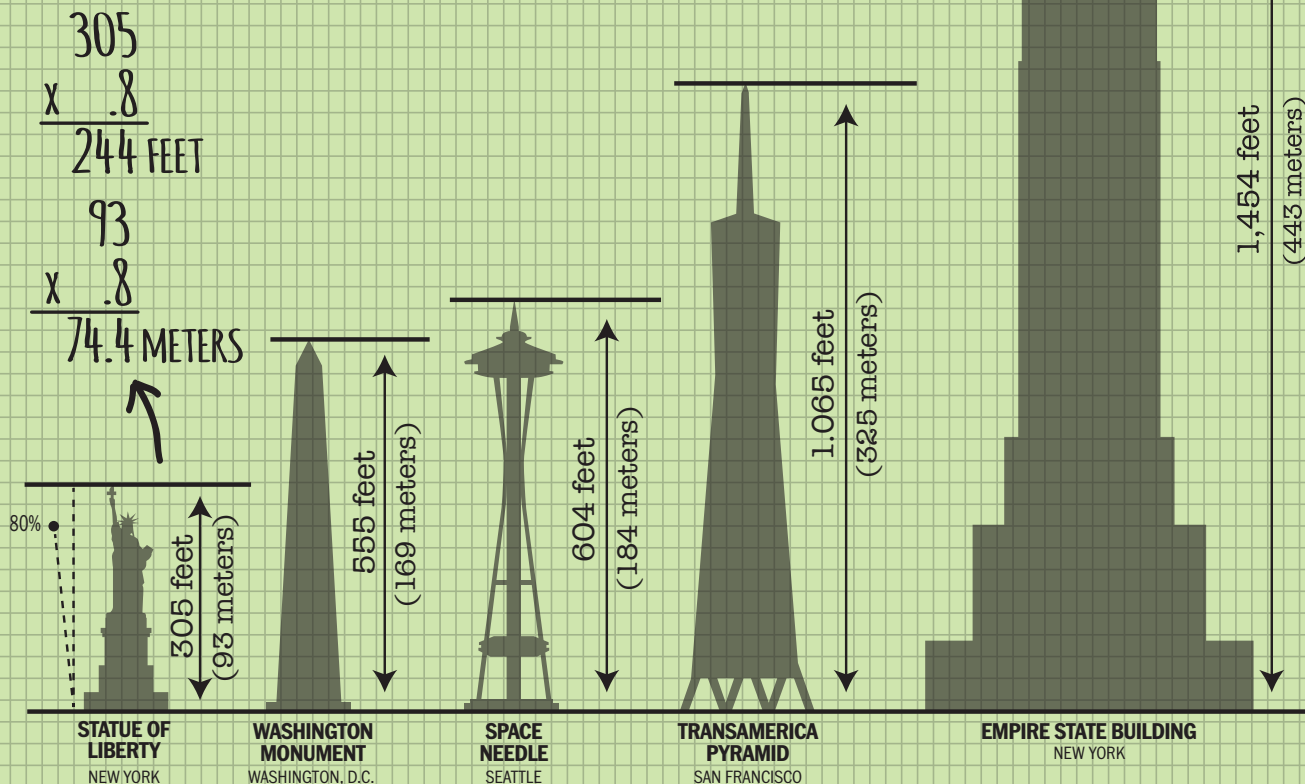


## SCIENTIST'S NOTEBOOK

# The big drop

Imagine dropping a basketball from the top of these famous structures.

If the ball bounces 80% of the way back up toward the top, how many feet/meters high would the ball travel for each? (We did the first one for you. Are we cool or what?)




Money matters

# Fritter is close to his goal!

Fritter has been saving towards a summer visit to Six Wags Amusement Park. He needs a total of \$100.00. By saving and working hard, he now has \$86.00! Will Fritter finally reach his big goal by earning money puppy-sitting?

## A Note to Parents

Talk to your child about some of the jobs you have had through the years. Tell them your favorite duties and share some of the more challenging aspects, too.




Whoops! This pup thinks Fritter's money is a chew toy. Help Fritter catch him before his money gets munched!



Fritter got a job watching his neighbor's new puppy. It's not always easy watching a playful pup, but Fritter earns \$2.00 per hour.

The clocks show Fritter's starting and stopping time from Monday afternoon.




How long did he work?

\_\_\_\_\_ hour(s) and \_\_\_\_\_ minutes

How much did he earn?

\$ \_\_\_\_\_

The clocks show Fritter's starting and stopping time from Thursday afternoon.




How long did he work?

\_\_\_\_\_ hour(s) and \_\_\_\_\_ minutes

How much did he earn?

\$ \_\_\_\_\_

On Saturday, Fritter started work at 9:15 a.m. He worked two and a half hours. Draw the hands on these clocks to show his starting and stopping time.



How much did he earn?

\$ \_\_\_\_\_

How much did Fritter earn this week?

\$ \_\_\_\_\_

How much longer does he need to work to reach his goal of \$100.00?

\_\_\_\_\_



# PRO Puzzler


All of the words in the puzzle below start with the letters P-R-O. Read the definition of each word and see if you can fill in the blanks. If you get stuck, look at right for each word's missing letters.



The money a business makes: <b>PRO</b> ___	A gas used in outdoor grills: <b>PRO</b> _____	To make something available: <b>PRO</b> _____
Another name for fruits and veggies: <b>PRO</b> _____	To stop something from happening: <b>PRO</b> _____	To be financially successful: <b>PRO</b> _____
To lengthen in time: <b>PRO</b> _____	To move forward: <b>PRO</b> _____	Something you own, especially land: <b>PRO</b> _____
To keep safe from harm: <b>PRO</b> _____	To say a word clearly and correctly: <b>PRO</b> _____	A teacher at a university: <b>PRO</b> _____

## Stem stumper

Nathan's Nursery has more potted plants than Gabby's Garden Center. Look very closely and count carefully. How many more potted plants does Gabby need to match Nathan?



Standards Link: Math: Problem solving.

## Answers

354.4 m  
1163.2 ft  
Empire State Building  
260 m  
852 ft  
Transamerica Pyramid  
147.2 m  
483.2 ft  
Space Needle  
135.2 m  
444 ft  
Washington Monument  
Nathan.  
potted plants to match  
Gabby needs 4 more  
Stem Stumper  
1 hour  
to work?  
How much longer does he need  
\$12.00  
week?  
How much did Fritter earn this  
\$5.00

Saturday  
\$3.00  
1 hours and 30 minutes  
Thursday Afternoon  
\$4.00  
2 hours and 0 minutes  
Monday Afternoon



## Hey readers!

The school year is more than halfway over. What have you done to improve your reading skills? Students at Northridge Elementary in Orem worked hard on just that and now they have a reason to celebrate. Nearly every single one of their 720 students are now reading at grade level. In 2015, 78% of the students were proficient in reading. That number has grown to 93%, an accomplishment the Read Today team just had to recognize. We stopped by to help them celebrate their success and encourage them to keep going. Each student at Northridge works with a team who focus on their individual needs, under the philosophy that every student matters. We are proud of each and every one of these kids and the hard work and effort their school has dedicated to making literacy a priority. Take a moment to think of your own school, inside your own classroom. What are you doing to improve literacy? If your school is doing something you think is great, we'd love to hear about it.



### Learning buddy sign here

I have completed \_\_\_\_\_ activities  
with my Learning Buddy.

Learning buddy's signature \_\_\_\_\_ Date \_\_\_\_\_

Please send ideas, suggestions or information to: [nie@deseretnews.com](mailto:nie@deseretnews.com)

If you would like to receive FREE copies of **Connect 1•2•3** for your classroom, order on the Web at [deseretnews.com/nie](http://deseretnews.com/nie).

**Connect 1•2•3** is a FREE monthly educational section available only to schools through

the Deseret News.

Content created for the Deseret News by: Kid Scoop. Educational fun for kids ages 4-11. [www.kidscoop.com](http://www.kidscoop.com)

**NIE director:**  
Cindy Richards - [crichards@deseretnews.com](mailto:crichards@deseretnews.com)  
55 N. 300 West  
Salt Lake City, UT 84101 801-237-2172

Early

Deseret News



CONNECT

1 2 3



Your Family • Community • World

My name: \_\_\_\_\_

\_\_\_\_\_

\_\_\_\_\_

Insects

# The Buzz on Bees


## Hooray for hairy legs

Honeybees are actually fuzzy little insects. When one stops by a flower to sip some nectar, pollen gets stuck to its hairy honeybee body. When the busy bee moves on to another flower it drops some pollen from the first flower onto the second flower.


We also eat pollen!



**Standards link:** Life science: Animals have structures that serve different functions.



Can you find the bee twins?



### Home sweet home

Honeybees live in a group called a **colony**. The place where the colony lives is called a **hive**. As many as 60,000 honeybees can live in one hive!

### Why do bees make honey?

Honeybees make honey so they have something to eat during the long months of the year when flowers aren't blooming.

# Food friends

If it weren't for honeybees, some of your favorite foods would disappear from the planet. In fact, honeybees pollinate more crops than any other insect.

Circle every third letter along each bee's flight path below to find out the names of just a few of the foods that honeybees pollinate.

**R B A T R P J S P V W L T D E Z A S**

**P E O C D N M G I K A O Y W N K L S**

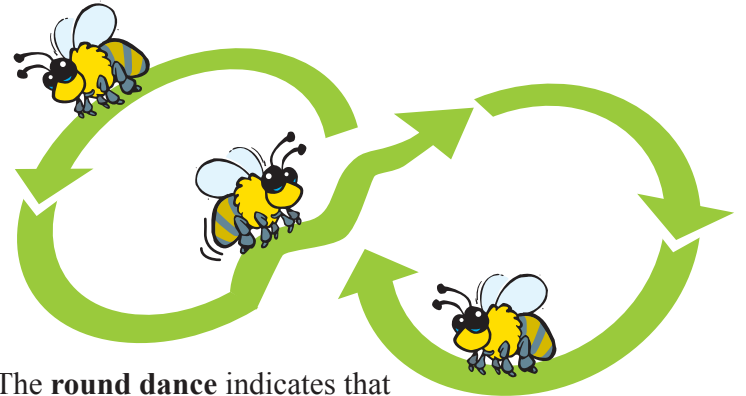
**W U P G H U L B M I O P J T K S D I L Y N O K S**

**S I C H I H M B E W V R T S R Z O I P L E A F S**

**BZZZZzzzzZZZZzzzz ...** Bees stroke their wings 11,400 times per minute! That is what makes their distinctive buzzing sound.

# Dancing directions

When a honeybee returns to the hive, it gives out samples of the flower's nectar to its colony. Then it performs a dance that identifies the distance, direction, quality and quantity of the food supply.



The **round dance** indicates that a food supply has been found. The **waggle dance** indicates the angle and distance of the food supply, telling the other bees how to get there.

**Standards link:** Life science: Adaptions in behavior may improve an organism's chance for survival.

# Honeybee Buzz-ler



Help Buzby find the correct path through the flowers. You can move across, up, down or diagonally. Add up the numbers on each flower along your path. The correct path adds up to 21.

3	6	3	7
0	4	2	5
5	3	6	0
2	1	0	2

**Standards link:** Math/Number sense: Know sums up to 25.

# Double double word search

Find the words by looking up, down, backwards, forwards, sideways and diagonally. Then find them again on the pages of Connect123.

- |           |        |         |
|-----------|--------|---------|
| HONEYBEES | WAGGLE | HONEY   |
| BUZZING   | TWINS  | HAIRY   |
| DRONES    | FLIGHT | FRIENDS |
| WORKERS   | DANCE  | POLLEN  |
| COLONY    | PATH   | ACROSS  |

S	D	N	E	I	R	F	B	U	S
Z	Z	G	P	O	L	L	E	N	E
S	Y	S	N	I	W	T	B	D	E
R	U	N	G	I	E	T	R	A	B
E	Y	H	O	L	Z	O	Z	N	Y
K	T	E	G	L	N	Z	B	C	E
R	U	G	N	E	O	Z	U	E	N
O	A	S	S	O	R	C	A	B	O
W	Y	R	I	A	H	P	A	T	H

**Standards link:** Letter sequencing. Recognized identical words. Skim and scan reading. Recall spelling patterns.



**Biography**

**DAY 1**  
Port of New Jersey

**DAY 2**  
Move ahead 3 days

**DAY 3**  
Go back 1 day

**DAY 4**  
Go back 2 days

**DAY 5**  
Go back to port

**DAY 6**  
Go to Southampton

**DAY 7**

**DAY 8**  
Southampton, England  
Go to Amiens, France

**DAY 9**  
Amiens, France  
ROLL AGAIN

**DAY 10**  
Go back 5 days

**DAY 11**  
Go back 2 days

**DAY 72**  
Arrive New Jersey!  
You did it!!

**DAY 71**

**DAY 70**  
Arrive in Chicago, IL

**DAY 69**  
Lose a turn

**DAY 68**  
Arrive in San Francisco, CA

**DAY 67**

**DAY 61**

**DAY 62**  
Go back 3 days

**DAY 63**  
Go back 15 days

**DAY 64**  
Lose 2 turns

**DAY 65**  
Go ahead 1 day

**DAY 66**

**DAY 60**  
Go ahead 2 days

**DAY 52**  
Go ahead 1 day

**DAY 51**  
Roll again

**DAY 59**

**DAY 53**  
Storm!  
Go back 5 days

**DAY 50**  
Go ahead 1 day

**DAY 58**  
Go back 4 days

**DAY 54**

**DAY 49**

**DAY 57**  
Go back 1 day

**DAY 55**  
Go back 3 days

**DAY 48**  
Go ahead 3 days

**DAY 56**  
Go back 9 days

**DAY 47**

**DAY 41**  
Arrive in Yokohama, Japan

**DAY 42**

**DAY 43**  
Lose a turn

**DAY 44**

**DAY 40**

**DAY 34**  
Arrive in Singapore

**DAY 33**

**DAY 39**

**DAY 35**

**DAY 32**

**DAY 38**  
Arrive in Hong Kong

**DAY 37**

**DAY 36**  
Go ahead 2 days

**DAY 31**  
Move ahead 5 days

**DAY 30**  
Go back 3 days

**DAY 29**

**DAY 28**  
Go to Singapore

**DAY 27**  
Lose a turn

**DAY 26**

**DAY 25**  
Arrive Columbo, Ceylon  
(Today, Ceylon is Sri Lanka.)

**DAY 24**

**A globetrotting game**

**How to play**  
You need:

- A marker for each player.
- One die

1. Decide who will go first.
2. Each player moves by rolling the die and moving the marker the number of spaces shown on the die.
3. Follow the directions written on the spaces. Beware! Nellie Bly had many delays and setbacks on her trip. While the delays on the board game don't reflect Nellie Bly's actual delays, they will let you share in her frustrations. The opportunities to roll again let you share her celebrations!
4. The first person to make it back to New Jersey wins!

Standards link: Reading comprehension; follow multiple step directions.

Play the game and follow the adventures of the famous reporter, Nellie Bly. In 1889, Bly left New Jersey on a steamship, determined to circle the globe in less than 80 days. This was a daring challenge in the 1880s.

Nellie Bly had to travel by boat, train and buggy. But the fact that she was a woman made it even more shocking. It was not thought fitting for a woman to go on adventures alone. In fact, Bly was the first woman to circle the globe alone. And she did in 72 days, 6 hours, 11 minutes and 14 seconds!

Her record time was not broken until 1929, when the first "air ship" made it in 20 days.

**NEW YORK WORLD**

**THOUSANDS CHEER THEMSELVES HOARSE AT NELLIE BLY'S ARRIVAL**

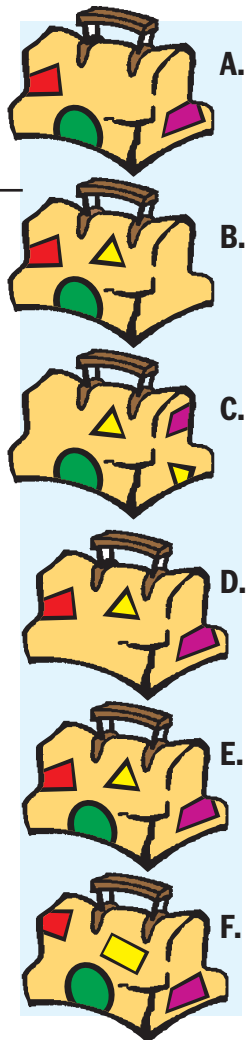

Standards Link: History; students understand key people of an historical era including the contributions made by women.

**Puzzler**

**Matching luggage**

Find the suitcase above that matches the one Nellie Bly is holding.

Standards link: Visual discriminatio.



**Double double word search**

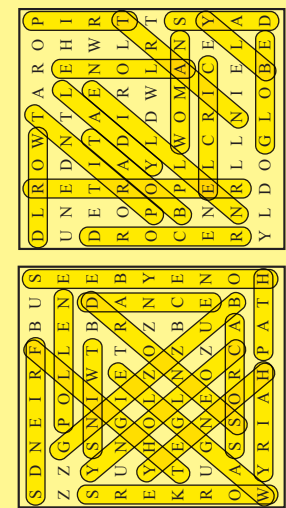


Find the words by looking up, down, backwards, forwards, sideways and diagonally. Then find them again on the pages of Connect123.

- |          |       |        |
|----------|-------|--------|
| NELLIE   | GLOBE | LADY   |
| BLY      | TRAIN | PRINT  |
| REPORTER | WOMAN | WORLD  |
| BOAT     | ALONE | DAYS   |
| CIRCLE   | TRIP  | RECORD |



Standards link: Letter sequencing. Recognized identical words. Skim and scan reading. Recall spelling patterns.

**Answers**




Matching luggage: E.

**CHECK IT OUT**




The City Library  
THE SALT LAKE CITY PUBLIC LIBRARY SYSTEM


Celebrate Womens History Month with these great books recommended by the librarians at Salt Lake City Public Library.




"Me...Jane," by Patrick McDonnell.




"When Marian Sang: The True Recital of Marian Anderson," by Pam Munoz Ryan. Illustrated by Brian Selznick.



"The Librarian of Basra: A True Story from Iraq," by Jeannette Winter.



"Here Come the Girl Scouts!: The Amazing All-True Story of Juliette "Daisy" Gordon Low and her Great Adventure," by Shana Corey. Illustrated by Hadley Hooper.



"Viva Frida," by Yuyi Morales.

**Learning buddy sign here**

I have completed \_\_\_\_\_ activities with my Learning Buddy.

Learning buddy's signature \_\_\_\_\_ Date \_\_\_\_\_

Please send ideas, suggestions or information to: [nie@deseretnews.com](mailto:nie@deseretnews.com)

If you would like to receive FREE copies of *Connect 1•2•3* for your classroom, order on the Web at [deseretnews.com/nie](http://deseretnews.com/nie).

*Connect 1•2•3* is a FREE monthly educational section available only to schools through

the Deseret News.

Content created for the Deseret News by: Kid Scoop. Educational fun for kids ages 4-11. [www.kidscoop.com](http://www.kidscoop.com)

NIE director:  
Cindy Richards - [crichards@deseretnews.com](mailto:crichards@deseretnews.com)  
55 N. 300 West  
Salt Lake City, UT 84101 801-237-2172