

Early

Deseret News

# CONNECT 1 2 3



Your Family • Community • World

My name: \_\_\_\_\_

## Going to school with dolphins

Scientists are learning about dolphins by teaching them to communicate with humans.

### What are the hands saying?

Trainers never say that they teach dolphins tricks; they teach **trained behaviors**. "It is not magic, or an illusion, and that is why we don't call their behaviors tricks," says Samansky.



1 2 3 A B C

Draw a line from each hand motion to the dolphin doing the behavior it communicates.

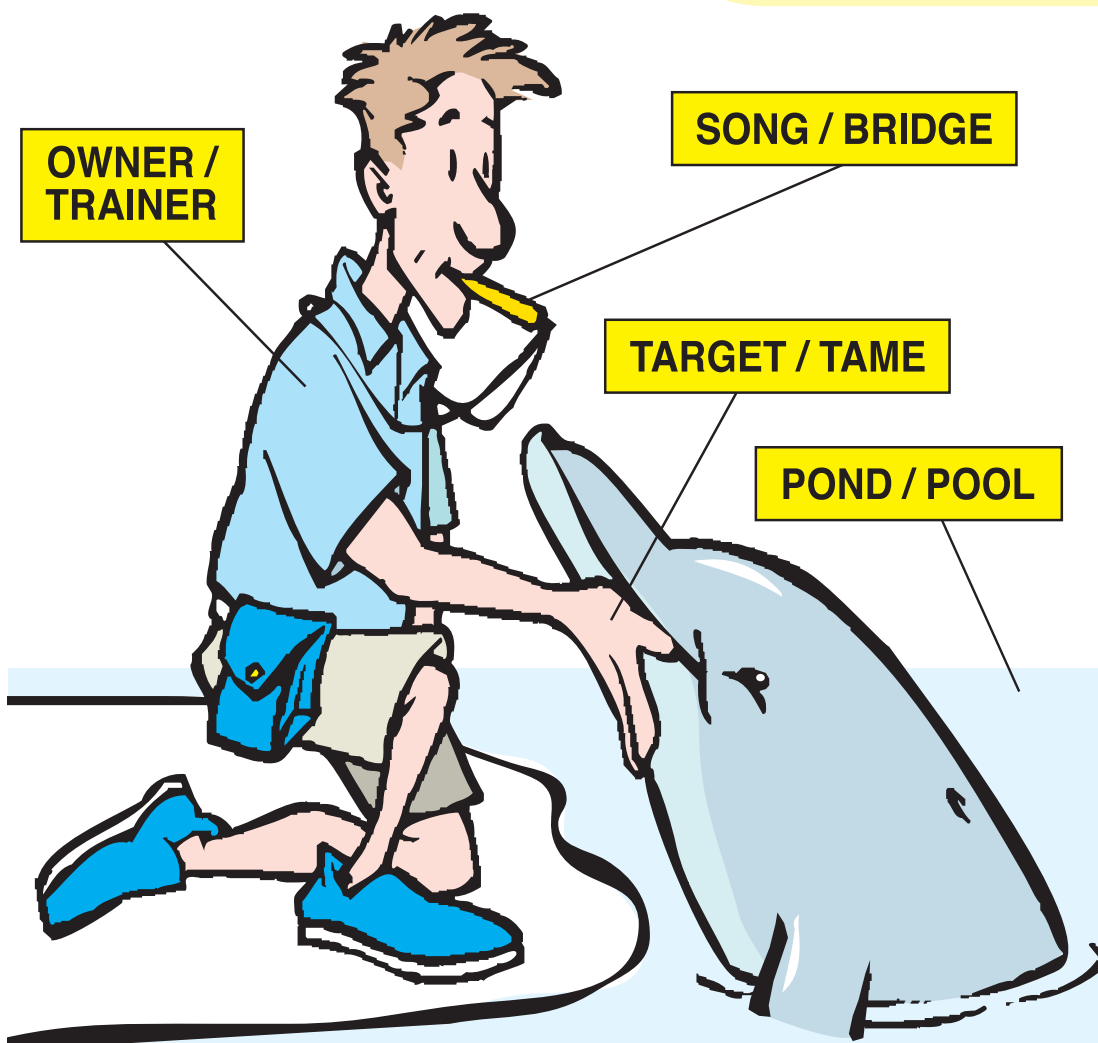
Standards Link: Reading Comprehension: Follow simple written directions.

# Dolphins Go to School!

“For dolphins, training sessions are great exercise and a lot of fun,” says **DolphinTrainer.com**’s marine mammal consultant, Terry Samansky.

Dolphins aren’t the only ones learning in animal park training programs. The trainers are learning about dolphins. In fact, much of what we know about dolphins has been learned at marine parks.

Read **“How to Train a Dolphin.”** Then circle the word that best describes each picture below.



## How to Train a Dolphin

**1.** “The first step is for the dolphin and the trainer to get to know and trust each other,” Samansky says.

A trainer may start by sitting by the pool, dangling feet in the water, feeding and playing with the dolphin. This fun process helps the dolphin and trainer get to know each other and build strong bonds of trust.

**2.** As trust is established, the trainer introduces a “bridge” such as blowing a whistle or saying “good job,” each time food is given.

**3.** Soon the bridge is paired with other things the dolphin likes, such as a rub on the skin, a toy, some ice or a squirt of water on the tongue. After a while the dolphin learns that the bridge goes with a reward and means “good job.”

**4.** Next the trainer will usually train the dolphin to follow a target, such as a hand or other object. If a hand is the target, the trainer puts up a hand and waits for the curious dolphin to touch it. As soon as that happens, the trainer blows the whistle and “bridges” the behavior to let the dolphin know, “yes, that’s what I wanted you to do.” Eventually the dolphin knows to touch and follow the target.

**5.** Next the trainer must pair the behaviors with a signal or “cue” so the dolphin knows what behaviors to do and when to do them. Cues can be hand or body movements, special sounds or words.

**Standards Link:** Life Science: Students know animals have characteristics and structures that serve different functions.

# Try this at home

Pick a picture of a place from the newspaper or a magazine. It can be in a town or in the country, mountains or plains or even a lake.

Cut out the picture and put it somewhere you can see it as you are going to invent a story around this place.

*Invent a name and location for your chosen place:*

---



---

Choose your main character from this list:

- carpenter
- dancer
- farmer
- fireman
- teacher
- pilot

Include one of these events in your story:



- a big race
- a bank robbery
- a visit to a park
- a mountain rescue
- a fishing trip
- a surprise party

*Make your story as creative and surprising as possible.*

## Early learners

### Here's looking at you, kid

Yolanda likes to watch herself yo-yo. How many differences can you find between Yolanda and her reflection?



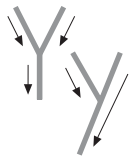
### Rhyme time

My yo-yo goes up.  
My yo-yo goes down.  
Up. Down.  
Around town.

### My letters

Y is for Yo-Yo


y is for yo-yo



**Learning Buddies:** Read the two phrases aloud. Have your child read with you. Trace the uppercase and lowercase letter Y. Say the letter as you trace it.

How many words or pictures can you find on this page that start with the Y sound like the word yo-yo?

### My numbers

How many  ?  
yolks

How many  ?  
yams



**Learning Buddies:** Trace and say the number. Read the questions. Touch and count to find the answers.

#### Sunday

##### Letter identification

With your child, look through the newspaper to find pictures of things that have the same sound as the letter Y in yellow.

#### Monday

##### Math play

Point to the number 7 in the newspaper. Have your child say the number and, if it's large enough, have your child trace the number.

#### Tuesday

##### More or less

Teach the concept of **less** and **more**. Show your child two pictures in the newspaper with people. Ask, "Which picture has more people?" Repeat with other pictures and ask which has more cars, legs, noses, animals, etc.

#### Wednesday

##### Shapes dot-to-dot

On a sheet of newspaper, draw dots for the corners of **triangles, squares and rectangles**. Number the dots to make shapes. Ask if the shape is a **triangle, a square or a rectangle**.

#### Thursday

##### More corners

Cut a picture from the newspaper in half along the diagonal to make two triangles. Count how many corners in a triangle. Compare your triangle to squares and rectangle shapes in the newspaper. Ask, "Which has more corner?"

#### Friday

##### Shapes in pictures


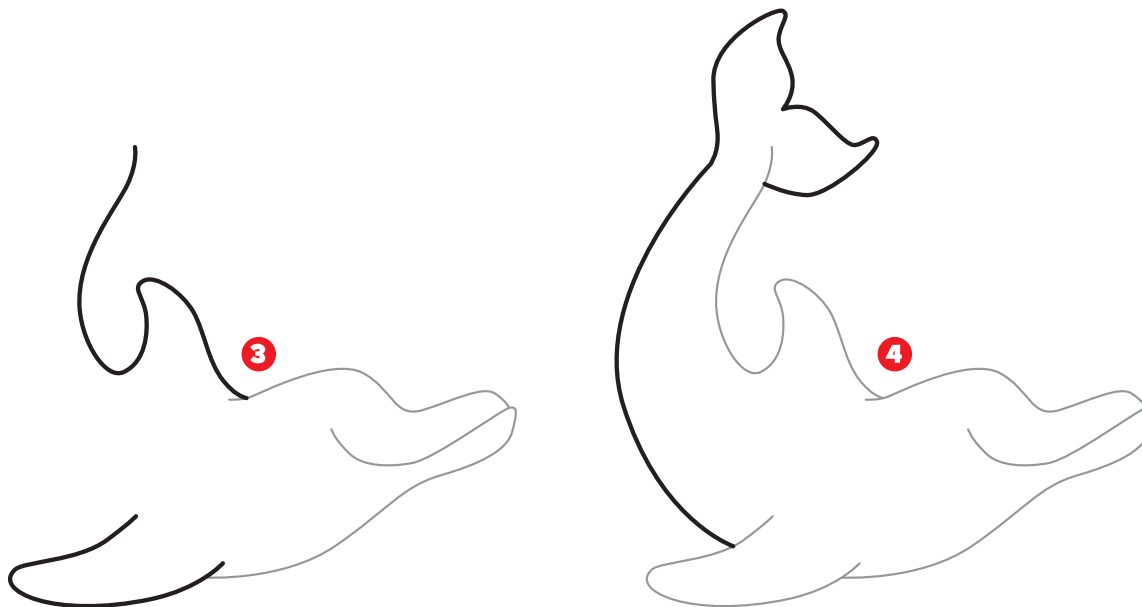
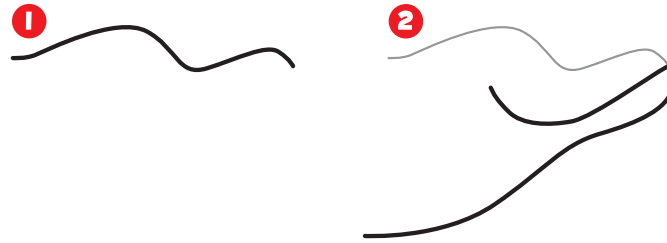
Look at a photograph or an ad in the newspaper. Have your child look for things that are square, rectangular and triangular in shape. Outline these shapes with different colors.

#### Saturday


##### Yuck and yummy

Look at newspaper pictures of food and objects. Have your child point to things he/she likes and say, "yummy!" and to things he/she does not like and say, "yuck!" Remind your child that the words **yuck** and **yummy** start with the letter y.

# How to Draw a DOLPHIN



Answers pg 1: 1=A (tail walk), 2=C (wave), 3=B (front flip)



## Welcome back from Read Today

Welcome back to school! With a new school year ahead, while you're studying and doing homework, don't forget that one of the most important things you can do for your brain is read books. That's why Deseret News has teamed up with Read Today to encourage kids like you to get reading. Lots of fun things are going on with ReadToday! Learn more at ReadToday.com

As part of the Read Today summer reading program, thousands of kids were able to see a Bees game for free and earn many prizes like a pencil, a voucher for a free McDonald's Happy Meal, and a book after reading 20 minutes a day. We had more readers there than ever before, and we want to see even more at next year's Read with the Bees game. So start getting in the habit now to Read Today.

### Learning buddy sign here

I have completed \_\_\_\_\_ activities with my Learning Buddy.

Learning buddy's signature \_\_\_\_\_ Date \_\_\_\_\_

Please send ideas, suggestions or information to: [nie@deseretnews.com](mailto:nie@deseretnews.com)

If you would like to receive FREE copies of **Connect 1•2•3** for your classroom, order on the Web at [deseretnews.com/nie](http://deseretnews.com/nie).

**Connect 1•2•3** is a FREE monthly educational section available only to schools through

the Deseret News.

Content created for the Deseret News by: Kid Scoop. Educational fun for kids ages 4-11. [www.kidscoop.com](http://www.kidscoop.com)

**NIE director:**  
Cindy Richards - [crichards@deseretnews.com](mailto:crichards@deseretnews.com)  
55 N. 300 West  
Salt Lake City, UT 84101 801-237-2172



Early

Deseret News



CONNECT

1 2 3



Your Family • Community • World


My name: \_\_\_\_\_

# FAIR OR FOUL

## Has this ever happened to you?

It is recess time. You and another kid want to play with the same ball. You feel angry. This is called **conflict**. A conflict is a disagreement between people.

While many conflicts start with bad feelings, they don't have to end that way. Sometimes people act in an unfair or "foul" way when they are in a conflict. Fouls make people feel more and more angry. People can also act in a fair way that settles a conflict and makes everyone involved feel good. This is called **resolution** to the conflict.



### Chance


Luck decides who will get their way. Both sides must agree to "flip the coin," "draw straws," etc.

### Take Turns

Everybody gets a turn.

### Compromise

Both give up something and both get something.



### Name-Calling

Using hurtful names to make another person feel bad.

### Threats

These frighten people into doing things one person's way.

### Blaming

Thinking the whole conflict is the fault of the other person.



Read the lists of fair and foul ways to handle a conflict. Then look at how the children in these cartoons below handle the conflict over the ball. Decide if the children are being fair or foul.

**Standards Link:** Health: Students know the difference between positive and negative behavior in conflict situations.

# FAIR OR FOUL

Has this ever happened to you?

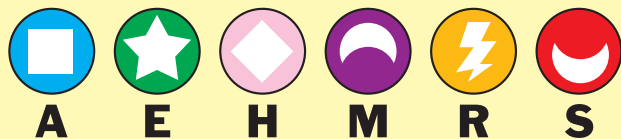
After a long day of schoolwork and play, Tom was tired. He couldn't wait to rest and watch his favorite TV show. Just as he got settled, his sister walked in and flipped the channel to a different show. Tom felt angry! How would you feel? What would you do? Tom knew this was the time to STOP and think about what he would do next.

He knew that the next thing he said or did could make the conflict worse. This would be a **foul**. Look at the fouls described on the **FOUL** card. Do they sound familiar?



## Getting things resolved

Tom decided to try one of the FAIR ways to resolve his conflict with his sister. Look at the FAIR card. Which one do you think he tried? Use the code to find out his resolution to the conflict.



**A E H M R S**

**Standards Link:** Health: Students know the difference between positive and negative behaviors used in conflict situations.

**FAIR**

- Share**  
When people share, good feelings become more important than things.
- Postpone**  
Put off resolving the conflict until you calm down.
- Get help**  
Find someone you both trust to make a fair decision.


**FOUL**

- Put-downs**  
Saying things that hurt the other person's feelings.
- Pushing or hitting**  
Any way of acting that can hurt the other person's body.
- Bringing up the past**  
Talking about things a person said or did in the past.

## You're the referee!

Read the above lists of fair and foul ways to handle a conflict. Then look at how the children in the comic strip below handle the conflict over the ball. Which foul is each child doing?

**M**att and his younger brother, Trevor, are playing baseball. Trevor keeps missing the ball ...



# FAIR OR FOUL

Has this ever happened to you?

Circle the cartoon that shows the best thing you think Liz could do.



**Be Prepared!** One good way to quickly resolve a conflict is by thinking about it ahead of time. What will **you** do next time someone cuts in front of you in line?

**Standards Link:** Health/Conflict Resolution: Students know strategies for solving interpersonal conflicts without harming others.

Today is a special day for Liz and her class. They have just finished reading a book about how kids lived long ago. After recess, there will be a surprise snack to celebrate. Riiiiinnng! "There goes the bell," yells Bill. "Last one in line is a rotten egg!"

Liz runs her fastest to get to the front of the line, but Bill beats her. Liz feels angry. How would you feel? What would you do?

Liz STOPS and THINKS. The next thing she does could make the conflict worse. This would be a FOUL. Look at the fouls described on the FOUL card. Do they sound familiar to you?

Liz could try one of the FAIR ways to resolve her conflict. Look at the FAIR card. Which one do you think she should try?

**FAIR**

**Avoid**  
Sometimes it is better to give in and let the other person have her/his way. Another way to avoid a conflict is to leave when a conflict starts.

**Humor**  
A good laugh works miracles. Remember to laugh at the problem, not at the person.

**FOUL**

**Bossing**  
Ordering people around.

**Excuses**  
Making up a story in order to get your own way.

**Getting even**  
Planning to get back at the other person – also called revenge.



## Fair play at recess

Describe a playground conflict. Then describe a fair way to resolve it.

**CONFLICT:** \_\_\_\_\_

\_\_\_\_\_

\_\_\_\_\_

\_\_\_\_\_

**RESOLUTION:** \_\_\_\_\_

\_\_\_\_\_

\_\_\_\_\_

\_\_\_\_\_

**Standards Link:** Health: Students know the difference between positive and negative behavior in conflict situations.

## Boa bickering

Alma and Sam had a conflict the first day they met. They both wanted to play with the class snake. They finally decided to take turns holding the snake. The snake was happy and so were they. They found out they had more in common than a love of snakes.

Look carefully at Alma and Sam. Circle seven ways they are alike.



**Standards Link:** Health/Conflict Resolution: Students know possible causes of conflicts in school and strategies to prevent conflicts.

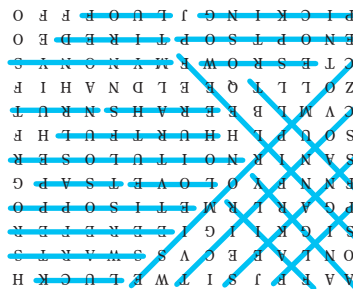
## Double Double Word Search

Find the words by looking up, down, backwards, forwards, sideways and diagonally. Then find them again and circle them in the pages of this section of Connect123.

A A F F J S I T W E L U C K H  
O N L A E E C V S S W A R T S  
S I G K I I G I E E R E F E R  
P G A R L R M E T I S O P P O  
F N N F Y O L O V E T S A P G  
S A N I R N O I T U L O S E R  
S O U P L H H U R T F U L H F  
C V M L B E E R A H S N R U T  
Z O L L T Q E E L D N A H I F  
C T E S R O W F M Y N O N Y S  
E N O P T S O P T I R E D E O  
P I C K I N G J L U O F F F O

ANGRY  
COMPROMISE  
CONFLICT  
FAIR  
FAULT  
FEELINGS  
FLIP  
FOUL  
HANDLE  
HURTFUL  
LOVE  
LUCK  
OPPOSITE  
PAST  
PICKING  
POSTPONE  
REFEREE  
RESOLUTION  
SHARE  
SNAKES

STRAWS  
SYNONYM  
TIRED  
TURN  
WORSE



### Learning buddy sign here

I have completed \_\_\_\_\_ activities  
with my Learning Buddy.

Learning buddy's signature \_\_\_\_\_ Date \_\_\_\_\_

Please send ideas, suggestions or information to: [nie@deseretnews.com](mailto:nie@deseretnews.com)

If you would like to receive FREE copies of **Connect 1•2•3** for your classroom, order on the Web at [deseretnews.com/nie](http://deseretnews.com/nie).

**Connect 1•2•3** is a FREE monthly educational section available only to schools through

the Deseret News.

Content created for the Deseret News by:  
Kid Scoop. Educational fun for kids ages  
4-11. [www.kidscoop.com](http://www.kidscoop.com)

**NIE director:**  
Cindy Richards - [crichards@deseretnews.com](mailto:crichards@deseretnews.com)  
55 N. 300 West  
Salt Lake City, UT 84101 801-237-2172



## 10 REASONS TO READ

- Learn something new:**  
"The more that you read, the more things you will know. The more that you learn the more places you'll go."  
— Dr. Seuss
- Relax and enjoy:**  
"A book is good company."  
— Henry Ward Beecher
- Behold the power of great writing:**  
"By elevating your reading, you will improve your writing or at least tickle your thinking."  
— William Safire
- Visit far-away places:**  
"Reading gives us someplace to go when we have to stay where we are."  
— Mason Cooley
- Meet new (and old) people:**  
"The reading of all good books is like conversation with the finest men of past centuries."  
— Descartes
- Make new friends:**  
"A good book is best of friends, the same today and forever."  
— Martin Fuqua Tupper
- Forget the world around you:**  
"I have never known any distress that an hour's reading did not relieve."  
— Montesquieu
- Improve yourself and learn new skills:**  
"We decided to teach reading because the kids couldn't read well, and because you had to be able to read in America in order to be equal."  
— James Herndon
- Solve a mystery:**  
"There is more treasure in books than in all the pirate's loot on Treasure Island."  
— Walt Disney
- Laugh:**  
"Outside a dog, a book is man's best friend. Inside a dog, it's too dark to read."  
— Groucho Marx



Early

Deseret News



CONNECT

1 2 3



Your Family • Community • World

My name: \_\_\_\_\_

A M E R I C A N L E G E N D S

# PAUL BUNNYAN

For more than 150 years, loggers have told tall tales about Paul Bunyan—a giant who helped shape the American frontier.

## Paul's Frozen Friend



It was so cold one winter that all of the snow turned blue. Cows even gave blue milk!

Paul found a baby ox shivering under a blue snowdrift. He adopted the ox and named him Babe. Babe and Paul both grew and grew, but the ox always remained the color of the blue snow.

Draw the other half of Babe.  
Then color him blue.

Standards link: Reading comprehension: follow simple written directions

## Timber!

Paul became a logger. With one swing of his giant ax, he could slice through dozens of trees.

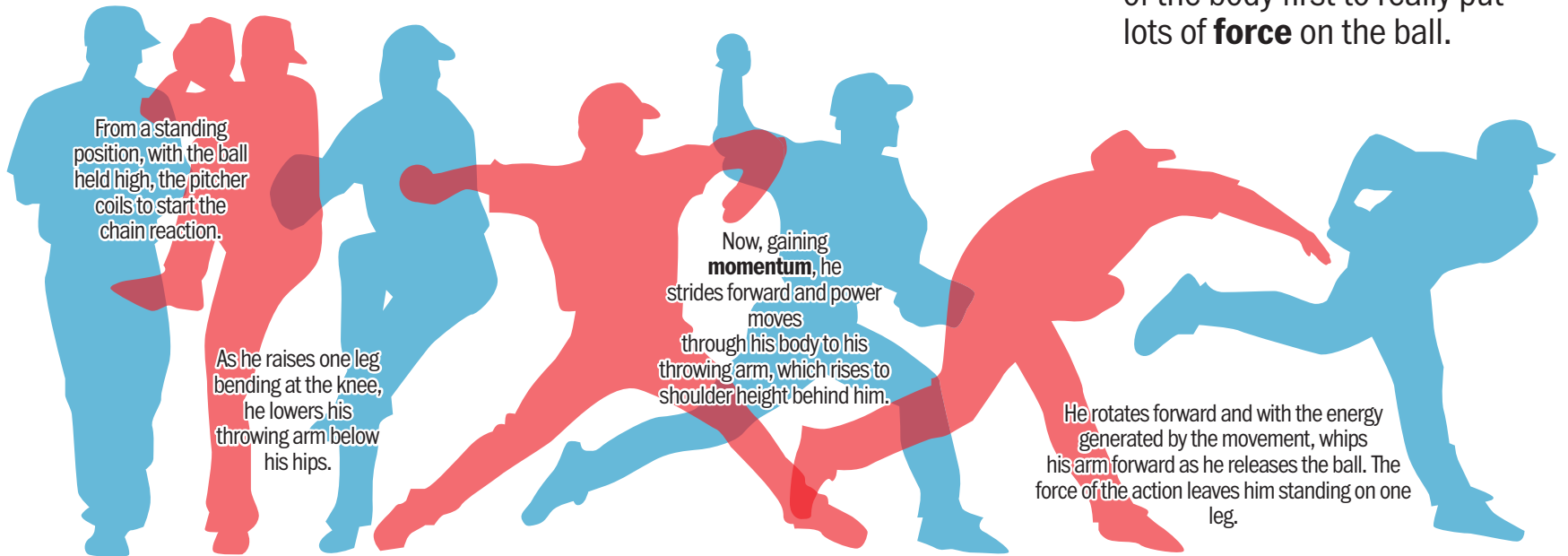
Settlers followed Paul and set up farms and towns in the cleared land. Some say the entire Midwest was once covered with trees until Paul cleared it all!





# Baseball: THE WIND-UP

A pitcher gets a larger **force** on the ball with a **wind-up**. The wind-up uses the largest parts of the body first to really put lots of **force** on the ball.



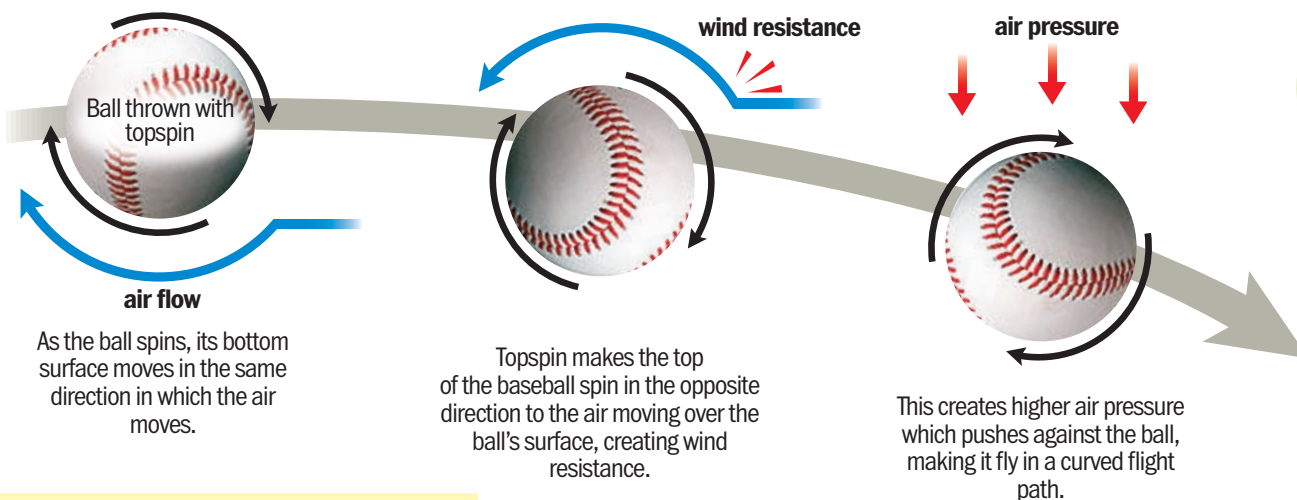
## Does a curve ball actually curve?

For a long time people thought curve balls were an illusion. But, thanks to technology and a better understanding of physics, we now know that the ball actually

does curve – as much as 18 inches by a skilled pitcher.

A curve ball is very difficult to hit. A good pitcher can make the baseball curve to the left

or to the right or suddenly downward, leaving a frustrated batter swinging at nothing but air. *Steeeee-rrrrrike!*



**FAST FACTOID:** The fastest pitch on record was thrown by Aroldis Chapman in 2010. The ball was clocked at a stunning 105.1 mph (169.1 km.h). The catcher's hand is probably still a little sore.



## Which pitch is which?

Pitchers can throw several different kinds of pitches to confuse the batter.



### CUTTER

This pitch makes the ball curve away from the batter.



### SPLITTER

This ball drops suddenly just before it reaches home plate.



### SCREWBALL

This ball curves down and away from the batter.



# Baby Paul

If what they say is true, Paul Bunyan was born in Maine. And he must have been a pretty husky baby, too. When he was only three weeks old, he rolled around in his sleep and knocked down four square miles of standing timber!


**Standards link:** Literary analysis; students comprehend basic plots of folk tales.



**Find the two fallen trees that match.**

**Standards Link:** Visual discrimination.

ANSWER: Unscramble the letters to discover what we call this trench today. Grand Canyon




**DAGNR  
NYCNAO**

Dragging his ax behind him on his way to the Pacific Ocean, Paul left a deep, jagged trench behind him. Unscramble the letters to discover what we call this trench today.

**Standards Link:** Reading Comprehension: Follow simple written directions.

## The humungous flapjack griddle

Paul took good care of his loggers and loggers love flapjacks. But Paul had so many men that the camp stove wasn't big enough. So he made a colossal griddle. His men greased it by skating across it with slabs of bacon on their feet!




**Standards link:** Literary Analysis: Students comprehend basic plots of folk tales.

### CHECK IT OUT




The City Library  
THE SALT LAKE CITY PUBLIC LIBRARY SYSTEM

This month the librarians at Salt Lake City Public Library have chosen the theme: "Sequential Art: Comics and Graphic Novels." Check out their picks and start reading.




**"Chalk,"** by Bill Thomson Three children discover a magical bag of chalk on a rainy day




**"Flotsam,"** by David Wiesner. A boy goes to the beach equipped to collect and examine flotsam.



**"The Girl and the Bicycle,"** by Mark Pett. A little girl, a shiny bicycle, and the meaning of persistence



**"Journey,"** by Aaron Becker. Follow a girl on an elaborate flight of fancy – and unexpected friendship.



**"Pool,"** by Chi-hyon Yi. What happens when two shy children meet at a very crowded pool?

### Learning buddy sign here

I have completed \_\_\_\_\_ activities with my Learning Buddy.

Learning buddy's signature \_\_\_\_\_ Date \_\_\_\_\_

Please send ideas, suggestions or information to: [nie@deseretnews.com](mailto:nie@deseretnews.com)

If you would like to receive FREE copies of **Connect 1•2•3** for your classroom, order on the Web at [deseretnews.com/nie](http://deseretnews.com/nie).

**Connect 1•2•3** is a FREE monthly educational section available only to schools through

the Deseret News.

Content created for the Deseret News by: Kid Scoop. Educational fun for kids ages 4-11. [www.kidscoop.com](http://www.kidscoop.com)

**NIE director:**

Cindy Richards - [crichards@deseretnews.com](mailto:crichards@deseretnews.com)  
55 N. 300 West  
Salt Lake City, UT 84101 801-237-2172