

Early

Deseret News

# CONNECT **1**23



Your Family • Community • World



FROM THE DESK OF  
**WOODWORD**

Happy March readers!

March is **Women's History Month** and this month our reader is packed with amazing articles about women.

But they are more than stories about women—they are stories of sports, perseverance, courage and more.

But there is more to March. For those of you who love the **March Madness** basketball playoffs—check out the basketball activity pages!

March is also **Poison Prevention Month** and **Connect123** gets the scoop on how to be safe and avoid getting poisoned.

And **St. Patrick's Day** brings leprechauns to mind. This month we take a look at how to run a business with a special report from a leprechaun.

Your friend,

*Woodword*

Can you find the four-leaf clover on this page?

**My name:**

\_\_\_\_\_

-----

\_\_\_\_\_



**MYSTERY**

# How Do Leprechauns Get Their Pots of Gold?



Around St. Patrick's Day, you will often hear legends about leprechauns and their pot of gold at the end of the rainbow. **Have you ever wondered where they get all of that gold?**



## Watching the costs

Just making and selling shoes isn't enough to collect the gold needed to fill a leprechaun's pot. Leprechauns have to keep an eye on the **costs** of making fairy shoes, too.

Take a look at the cost of shoe supplies on this list.



**W**hat if the leprechaun spent more gold coins to make the shoes than he charged the fairies? He would run out of gold pretty quickly!

If it costs 7 gold coins for the supplies to make one pair of fairy shoes, what should the leprechaun charge so that he covers his costs and has some money left over to pay himself for his work to make the shoes?



## Price matters!

**Picking the right price is important.** If the leprechaun charges too little, he will lose money. But if he charges too much, he will lose customers.

Use these worksheets to add up the costs of making each pair of shoes. Then find the difference between the costs and the selling price to determine the profit for each pair of shoes.

**LEPRECHAUN'S GOLDEN VOCABULARY WORD:**

**PROFIT:** Money earned after expenses are paid.

Pixie Prancers		Pretty Petunias		Refined Rosies	
TREE BARK .....	_____	TREE BARK .....	_____	TREE BARK .....	_____
DAISY PETALS .....	_____	DAISY PETALS .....	_____	DAISY PETALS .....	_____
PINE NEEDLES .....	_____	PINE NEEDLES .....	_____	PINE NEEDLES .....	_____
LILAC PETALS .....	_____	PETUNIA PETALS .....	_____	ROSE PETALS .....	_____
TOTAL COST:	_____	TOTAL COST:	_____	TOTAL COST:	_____
PRICE:	<b>13</b>	PRICE:	<b>16</b>	PRICE:	<b>20</b>
PROFIT:	_____	PROFIT:	_____	PROFIT:	_____

**LET'S TALK:** Ask a parent about a product or service that they offer at their place of business. Have them explain the costs involved in creating that product or service. Then have them explain how their business decides how much profit is a fair amount to charge customers. Do they have competitors who offer a similar product or service? How does that affect the price your parent's business charges?

# Living room car wash?

Would you let someone wash their car in your living room? Imagine what a mess that would make!

Would you drive your car into a creek and wash it in the middle of the creek? Hopefully not! That would make the creek dirty for the fish and animals and could cause them to get sick and die.

## Clean cars = dirty creeks?

If your family washes your car on the street or in a driveway and the water runs into the gutter and the storm drain, then all of the dirt, oil and pollutants hitch a ride in the rinse water and go into your local creek.

It's like washing your car in the fish's living room!



## Almost waterless car wash

Here's a way to wash your car with very little water.

You will need:

- $\frac{1}{2}$  cup vinegar
- $\frac{1}{2}$  teaspoon natural liquid soap
- 2 cups of water
- spray bottle
- clean rag
- soft cloth for buffing

Put the liquid ingredients in the spray bottle and shake to mix. Spray a small area of your car with the liquid and wipe, removing the dirt and grime. For stubborn dirt, allow the liquid to sit for a few minutes before wiping off or use a non-abrasive kitchen scrub cloth. Use a soft cloth to buff the area to a shine.

Source: [www.OrganicGardening.com](http://www.OrganicGardening.com)

## For a clean car and clean creeks, try one of these:

1. Wash your car at a carwash that recycles water.
2. Wash your car on an unpaved area so that the rinse water soaks into the ground. The soil, gravel and vegetation filters the soap and grime.
3. Mix up a bottle of the Almost Waterless Car Wash solution following the directions on this page.

## Do the math to discover which is the best way to wash your car:

**Commercial drive-through car wash:**


41-6 to 25+25 gallons

**Self-Service car wash:**

5+5+5 gallons


**Washing your car at home:**

100-20 to 70+70 gallons



*"Well, dinner is cancelled. Someone washed a car in our dining room!"*

# How to Draw a LEPRECHAUN



SHUTTERSTOCK

## Ireland: The Emerald Isle

The fact that Ireland is an island, as well as green with leafy trees and grassy hills, means that the nation is sometimes called the Emerald Isle. But the color that people originally associated with St. Patrick was blue! Some ancient Irish flags even sport this color. Green was finally introduced to the St. Patrick's Day festivities in the 18th century, when the shamrock (which is, of course, green) became a national symbol. Because of the shamrock's popularity and Ireland's landscape, the color stuck to the holiday.

Leprechauns are actually one reason you're supposed to wear green on St. Patrick's Day. The tradition is tied to folklore that says wearing green makes you invisible to leprechauns, which like to pinch anyone they can see. Some people also think sporting the color will bring good luck, and others wear it to honor their Irish ancestry. So make sure to wear green on March 17 so leprechauns (or your friends) don't pinch you.

## Word search

Find the words by looking up, down, backwards, forwards, sideways and diagonally.

- DIRTY    RIDE    SOAP
- FILTERS    SCRUB    SPRAY
- GRIME    SHINE    STORM
- LIQUID    SOIL    VINEGAR
- OIL    SOAKS    WATERLESS

L	I	V	V	I	B	U	R	C	S
N	L	I	O	Y	A	R	P	S	R
G	R	N	O	G	O	M	E	T	E
C	A	E	R	S	R	L	R	O	T
D	L	G	K	W	R	I	A	R	L
S	I	A	S	E	D	Q	M	M	I
H	O	R	T	E	S	U	O	E	F
S	S	A	T	S	H	I	N	E	L
U	W	T	P	Y	I	D	O	N	S

**Standards link:** Letter sequencing. Recognized identical words. Skim and scan reading. Recall spelling patterns.


## Puzzler



This tree is 552 inches tall. There are 12 inches in a foot. How many feet tall is the tree?

\_\_\_\_\_ feet

**Standards link:** Math: Problem solving.

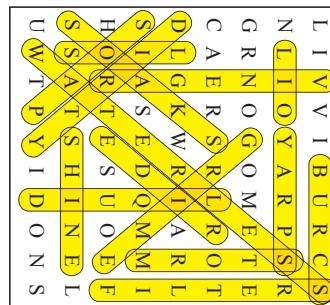


This fish lives 4 fathoms below the surface of the ocean. There are 6 feet in a fathom. In feet, how deep in the sea would you have to go to find this fish?

\_\_\_\_\_ feet

## ANSWERS

- Commercial drive-through car wash:** 35 to 50 gallons
- Self-Service car wash:** 15 gallons
- Washing your car at home:** 80 to 100 gallons
- How many feet tall is the tree?** 46 feet
- In feet, how deep in the sea would you have to go to find this fish?** 24 feet



## Learning buddy sign here

I have completed \_\_\_\_\_ activities with my learning buddy.

Learning buddy's signature      Date

Please send ideas, suggestions or information to: [nie@deseretnews.com](mailto:nie@deseretnews.com)

If you would like to receive FREE copies of Connect 1•2•3 for your classroom, order on the Web at [deseretnews.com/nie](http://deseretnews.com/nie). Connect 1•2•3 is a FREE monthly educational section available only to schools through the Deseret News.

Content created for the Deseret News by: Kid Scoop. Educational fun for kids ages 4-11. [www.kidscoop.com](http://www.kidscoop.com)

NIE director: Cindy Richards [crichards@deseretnews.com](mailto:crichards@deseretnews.com) 55 N. 300 West Salt Lake City, UT 84101 801-237-2172

Early

Deseret News



CONNECT 123



Your Family • Community • World

# The other great tea party



Most of our history books tell about the Boston Tea Party. That tea party was one of the events that led to the American Revolutionary War. But did you know there was another tea party that changed the lives of women in America?

## Tea for a change

One hundred and fifty years ago, in the small town of Seneca, New York, Elizabeth Cady Stanton, Lucretia Mott, and three other women got together for a different kind of tea party.

They sipped tea and talked about how unfair it was that they had to give all of their property and money to their husbands. They shared the belief that women, like men, should be able to own property, vote and get an education.

Before they parted that afternoon, the five women decided to have a meeting to discuss rights for women.

Held in July of 1848, their meeting was the first women's rights convention in the U.S. At that meeting, men and women signed a document called, **Declaration of Sentiments and Resolutions**. By signing, these people agreed to the goals of what was becoming the women's movement.



### SENTIMENT:

How a person feels about an issue.

### RESOLUTION:

A promise or decision to make a change.

# Helen Keller




Can you imagine learning to talk if you couldn't hear? What if you couldn't see either? Imagine being unable to hear what words sound like and unable to see how people use their lips and face to make sounds.

After a childhood illness, Helen Keller could not see or hear, but she was determined to communicate. She learned to write and even to speak. Her courage and determination have inspired people for generations.

## American Manual Alphabet

Some people talk with their hands. This is called sign language.

Sign language is useful for people who cannot hear, but can see. They can see words made by people's hands and talk back with words using their own hands.



## The struggle to communicate

Find where each missing word belongs.

Helen \_\_\_\_\_ wanted to communicate. She made up her own sign language. If she wanted her mother, she \_\_\_\_\_ her cheek. To indicate her father, she used her fingers to make the \_\_\_\_\_ of spectacles against her eyes.

Often she was \_\_\_\_\_ and frustrated. She \_\_\_\_\_ and screamed and cried.

Helen's parents took her to many doctors. They went to see Alexander Graham Bell, the inventor of the telephone. Dr. Bell, who had once \_\_\_\_\_ in a school for the deaf, \_\_\_\_\_ the Kellers find a teacher for Helen.

- SHAPE
- DESPERATELY
- TAUGHT
- HELPED
- KICKED
- STROKED
- ANGRY

Standards link: Reading comprehension: Read grade-level appropriate expository text.

Anne Sullivan came to Helen's house to live with her and be her teacher. Anne taught Helen the American Manual Alphabet. She formed the letters in Helen's hand so that she could feel the shapes. She gave Helen a doll, and then took her hand and spelled d-o-l-l. She gave Helen a hat and spelled h-a-t into her hand. But for the longest time, Helen didn't understand.

Then one day, Anne and Helen walked to the water pump. Anne put Helen's hand in the water and then spelled w-a-t-e-r. Suddenly Helen understood that the letters spelled into her hand were the name of the thing she had touched.

Helen pointed at Anne, wanting to know her name. Anne spelled the name Helen would call her the rest of her life. Use the American Manual Alphabet to discover it.



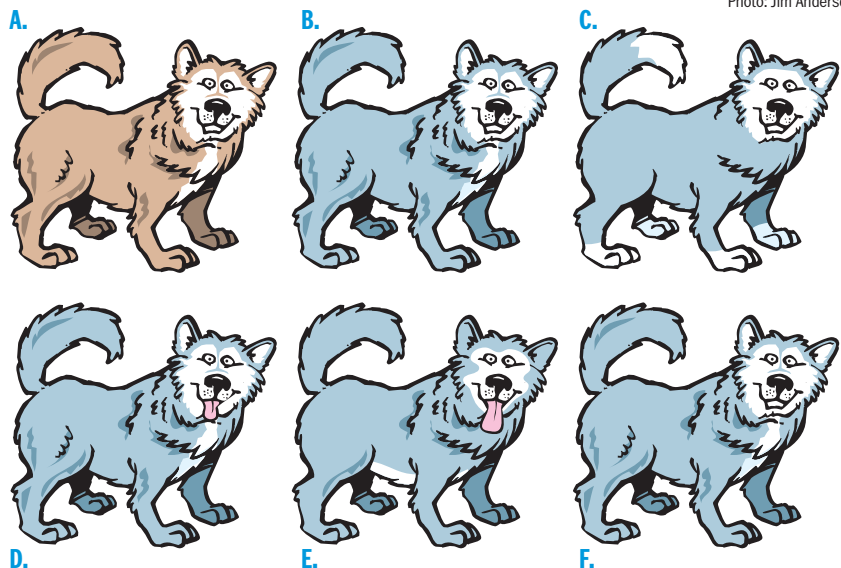
Standards link: Reading genres: Read a variety of genres (e.g., biography).

MARCH IS WOMEN'S HISTORY MONTH

# WOMEN OF THE IDITAROD



Photo: Jim Andersen



Can you find the two identical sled dogs?

## First women 1974

In 1974, Mary Shields and Lolly Medley were the first women to compete in the Iditarod Trail Sled Dog Race.

Shields was the first woman to finish the Iditarod Trail Sled Dog Race. Mary came in 29 minutes later. At the finish line, 30 women held a banner over Shield's head that said, "You've Come a Long Way, Baby."

During the race, the men were determined not to be outdone by the women.



When Mary reached Shaktolik, several teams pulled out. The checker told her that the men had planned to stay the night, but when they saw her coming, they harnessed their dogs and left as they didn't want to

be passed by a woman!

After Mary won the race, instead of taking a plane ride home to Fairbanks, Mary chose instead to start mushing her dogs back down along the Iditarod Trail.

## Susan Butcher

1986, 1987, 1988 AND 1990 WINNER OF THE IDITAROD


Susan Butcher is the only woman to have won the Iditarod three times in a row. When she won in 1986, she broke the existing record and she went on to break her own record in 1990 when she finished in 11 days, 1 hour, 53 minutes and 23 seconds.

Butcher grew up in Boston and thought city life was unhealthy and crowded. She moved to Alaska to pursue her first love — dog-sled racing and breeding huskies!

"I have been known to walk in front of my team for 55 miles, with snow shoes, to lead them through snow storms, in non-racing situations, where I could have just as easily radioed for a plane to come and get me."

When asked if wolves were a danger to her and her dogs on the snowy trail, she said "The wolves are simply curious. They never cause us any problems. The bears, except for the polar bears, are in hibernation, and most of the polar bears are much further north than where we race. So the only danger for us really is the moose and the buffalo. But we only run through

one herd of buffalo on the way to Nome. The moose generally run away from a dog team but occasionally they will somehow feel entrapped, and they feel they have to run toward you, and in essence, through the dog team. That has probably happened to me three or four times. No serious injuries to the dogs, none to me. Only minor injuries."



Susan Butcher was a four-time champion and Granite was her greatest lead dog. The book "Granite" tells of how he started life as a shy pup but with Susan's help, he became the leader of her team. During one of the Iditarod races, the team was caught in an Arctic blizzard and it was up to Granite to lead them through the storm.

Activities

# Elizabeth Cady Stanton

Elizabeth Cady Stanton was one of the women who organized the first women's rights meeting in Seneca, New York.

At that time, most people in the United States did not think women should vote or have other rights. Before she died, Ms. Stanton helped get laws passed that allowed married women to own property.

Stanton died in 1902. The **19th Amendment**, which gives women the right to vote, was adopted on August 26, 1920. She never lived to see the day when women could vote.



Use the code to find out what Elizabeth Cady Stanton once said.




**Standards link:** History: Students understand the importance of individual actions and how heroes from the past made a difference.

“ \_\_\_\_\_ will  
 ◆+ / ▲ ▲ always be  
 \_\_\_\_\_  
 until she holds a  
 \_\_\_\_\_  
 of her  
 \_\_\_\_\_  
 own.”

— Elizabeth Cady Stanton


Draw a line from each picture to the American Manual Alphabet spelling for the name of the picture.



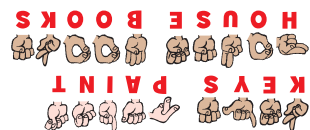
**Standards link:** Reading comprehension: Follow simple directions; identify letters; read common sight words.

## Picture this

Cut out each of the pictures. Describe each object to a friend without showing them the picture. Can they guess each object based on your description of it?



ANSWERS



MATCHING SLED DOGS: B & F



“WOMAN will always be **DEPENDENT** until she holds a **PURSE** of her own.” — Elizabeth Cady Stanton

Read Today  
 POWERED BY  
 Deseret News



## St. Patrick's Day

Today is the day fer the wearin' o' the green.

Today is the day when the little people are seen.

Today is St. Patrick's Day, so if ye'r Irish me lad,

Join the celebratin' fer the grandest time ta' be had.

Ya' put yer hand up in the air, the other hand on your hip.

Ya' tap yer toe, ya' tap yer heel, ya' bounce yer knee a wee bit.

Ya' prance 'n dance around the room, n' circle one two three.

The saints be praised, I must admit, ya' all look Irish ta' me.

**Happy St. Patrick's Day from Read Today!**

SHUTTERSTOCK

### Learning buddy sign here

I have completed \_\_\_\_\_ activities with my learning buddy.

Learning buddy's signature

Date

Please send ideas, suggestions or information to: [nie@deseretnews.com](mailto:nie@deseretnews.com)

If you would like to receive FREE copies of Connect 1•2•3 for your classroom, order on the Web at [deseretnews.com/nie](http://deseretnews.com/nie). Connect 1•2•3 is a FREE monthly educational section available only to schools through the Deseret News.

Content created for the Deseret News by: Kid Scoop. Educational fun for kids ages 4-11. [www.kidscoop.com](http://www.kidscoop.com)

NIE director: Cindy Richards [crichards@deseretnews.com](mailto:crichards@deseretnews.com)  
 55 N. 300 West  
 Salt Lake City, UT 84101  
 801-237-2172



Early

Deseret News

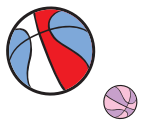
# CONNECT 1 2 3



Your Family • Community • World

My name: \_\_\_\_\_

## MONEY MATTERS



# STEM basketball




**Q:** How high will a basketball bounce when dropped from shoulder height?

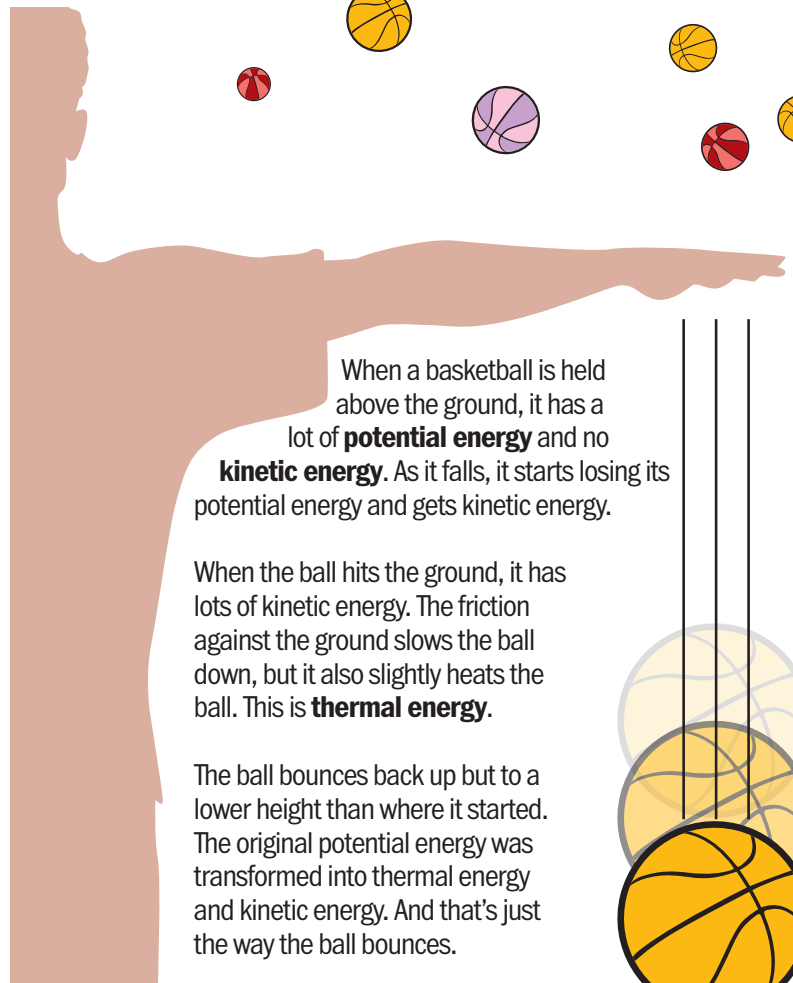


- a. back to shoulder height
- b. less than shoulder height
- c. higher than shoulder height

If you answered "b" you are right! When a ball is dropped to the ground, it comes back up *almost* to the point it was dropped from, but not quite.




How many differences can you spot between these two players?



When a basketball is held above the ground, it has a lot of **potential energy** and no **kinetic energy**. As it falls, it starts losing its potential energy and gets kinetic energy.

When the ball hits the ground, it has lots of kinetic energy. The friction against the ground slows the ball down, but it also slightly heats the ball. This is **thermal energy**.

The ball bounces back up but to a lower height than where it started. The original potential energy was transformed into thermal energy and kinetic energy. And that's just the way the ball bounces.



## KINETIC ENERGY

The energy of motion. Anything that is moving has kinetic energy, and the faster it is moving, the more kinetic energy.

## POTENTIAL ENERGY

An object high above the ground has potential energy because of the work it took to get it there and the work it will do when it falls.

## THERMAL ENERGY

Thermal energy is the name for energy that comes from the temperature of an object.

**Two-minute drill**

How many basketballs can you find on this page in two minutes? Now have a friend try. Who found more?

NATIONAL POISON AWARENESS WEEK: MARCH 17-23

# POISON!

The American Association of Poison Control Centers recommends if you have a poisoning emergency, call **1-800-222-1222**.

If the victim has collapsed or is not breathing, call:

**911**

CLIP & POST NEXT TO YOUR PHONE.

## Kids save lives

Twelve year-old Angie wasn't thinking about being a hero when she discovered that her three-year-old brother Sam had eaten an entire bottle of aspirin. She was worried that his having eaten too many aspirin could harm him. She was right.



Angie called the **Poison Control Center**. They told her what to do to help Sam.

Nearly everyday, kids like Angie call the Poison Control Center. Just by picking up the phone and calling, these kids often save lives.

**If you think you or someone else has been poisoned, call 1-800-222-1222. If the person has collapsed or is not breathing, call 911.**

**Standards link:** Health: Students know when it is appropriate to call 911.


## Four ways to be poisoned

There are four ways that poison can enter our bodies. Draw a line from each danger to the way it gets into a person's body.




### Swallowing

The most common kind of poisoning.



### Bites and stings

Venom is a poison.



### Inhalation

Firefighters say to **crawl** out of a burning building because smoke can kill you before the flames do.



### Splashing

Chemicals in the eyes or on the skin can be very harmful. Some soaps (and cleaning solutions) contain harsh chemicals or abrasives that can damage eyes and skin. Always call the Poison Center for help (NEVER use eye drops after an eye exposure).

**Standards link:** Health: Students know the proper response to poisoning.

## Go on a poison patrol

If you can read, you can help keep people safe from poisoning. Look through your house for things that can be poisonous.

Remember, even medicines and products that are good for you in the right dosage can be poisonous if taken incorrectly.

Put all potentially harmful substances out of reach of younger children.



## Watch Out for Look-alikes! Guessing can be DEADLY!

Some poisons can look very similar to things that are not poisonous. Many pills and medicines look like candy. Airplane glue comes in a tube that can look a lot like a tube of toothpaste or cake frosting. Blue window cleaner can be mistaken for a flavored drink. If you are not sure of what is inside a container, ASK an adult.

**Standards link:** Health: Students understand safety and injury prevention at home.

**Puzzler**

Circle the basketball that should come next to continue the pattern in each row.

Row 1: Yellow, Red/White, Green/White, Purple/White, Red/White, Yellow, Red/White, [Red/White], [Green/White]

Row 2: Red/White, Red/White, Purple/White, Green/White, Red/White, Red/White, Purple/White, [Green/White], [Red/White]

Row 3: Red/White, Yellow, Red/White, Red/White, Red/White, Yellow, Red/White, [Red/White], [Red/White]

Row 4: Yellow, Red/White, Green/White, Yellow, Red/White, Red/White, Yellow, Red/White, [Red/White], [Green/White]

Standards link: Math: Extend simple patterns.

**Poison patterns**

Circle the common poison at the end of each row that continues the pattern.

Row 1: Pills, Cigarette, Antifreeze, Cigarette, Pills, Cigarette, Antifreeze, Cigarette, [Antifreeze], [Pills]

Row 2: Pills, Mushroom, Mushroom, Bleach, Mushroom, Mushroom, Pills, Mushroom, [Bleach], [Mushroom]

Row 3: Pills, Jar, Spray, Plant, Pills, Jar, Spray, Plant, [Pills], [Jar]

Row 4: Plant, Jar, Gas, Plant, Jar, Gas, Plant, Jar, [Mushroom], [Gas]

Standards link: Math: Extend simple patterns.

**Word search**

Find the words by looking up, down, backwards, forwards, sideways and diagonally.

BALL

BOUNCE

COURT

DUNK

ENERGY

GROUND

HEATS

KINETIC

MOTION

POTENTIAL

SHOULDER

THREE

THERMAL

WORK

I	N	O	I	T	O	M	P	S	T
S	A	C	T	H	B	Y	O	H	O
H	U	I	H	E	G	W	T	O	D
E	T	T	R	R	R	O	E	U	R
A	C	E	E	M	O	R	N	L	E
T	E	N	E	A	U	K	T	D	T
S	E	I	U	L	N	N	I	E	T
E	R	K	G	O	D	Y	A	R	A
T	R	U	O	C	B	A	L	L	M

Standards link: Letter sequencing; recognized identical words; skim and scan reading; recall spelling patterns.

**Common poisons**

	<b>Medicines</b>		<b>Iron</b>
	<b>Aspirin</b>		<b>Lead</b>
	<b>Poison Ivy</b>		<b>Plants</b>
	<b>Tobacco</b>		<b>Gas</b>
	<b>Antifreeze</b>		<b>Pills</b>
	<b>Mushrooms*</b>		<b>Bleach</b>

Select a poison from Common Poisons on the above list. Using one page of today's newspaper, find the letters that spell that poison and connect those letters with a colored pen or marker. If you want to spell other poisons, repeat the process using a different color for each.



Standards link: Reading comprehension: Follow written directions; Spelling: Spell grade-level words correctly.

\*Q: Are all mushrooms poisonous?

A: No, only some. Always check with an adult first.

**Color the caterpillar**

Caterpillar is made of circles. Color only the  s.

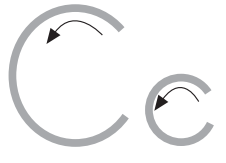


**My rhyme time**

A circle is round;  
It has no end.  
And that's how long  
I want to be your friend.

**My letters**




How many words or pictures can you find on this page that start with the soft C sound like the word circle? How many can you find with the hard C sound like in the word caterpillar



C is for Circle  
c is for circle

**Learning buddies:** Explain to your child how the letter C can make two sounds. C makes the hard C sound at the start of the word caterpillar. C makes the soft C sound at the start of the word Circle.

**My numbers**



How many  ? cats  
How many  ? celery stalks  
How many  ? crabs



**Learning buddies:** Trace and say the number. Read the questions. Touch and count to find the answers.

**My sentence**

**Learning buddies:** Read the first part of the sentence aloud. Ask you child to think of a way to finish the sentence. Write your child's words in the lines. Read the entire sentence to your child while pointing out that reading is done from left to right. Older children may want to trace all or some of the letters in the sentence.

 A circle is 

---



---



---

**CHECK IT OUT**  
Time to crack open a good book! Check out these girl power themed picks from the staff of the Salt Lake City Public Library.



**“Ada Twist, Scientist,”** by Andrea Beaty. Inspired by Ada Lovelace and Marie Curie, this beloved bestseller champions STEM, girl power and women scientists in a rollicking celebration of curiosity and the importance of asking “Why?”

**“Beautiful,”** by Stacy McAnulty. True beauty is found in conquering challenges, showing kindness, and spreading contagious laughter. Beautiful girls are empowered and smart and strong!

**“Dont Touch My Hair,”** by Sharlee Miller. An entertaining picture book that teaches the importance of asking for permission first as a young girl attempts to escape the curious hands that want to touch her hair.

**“Hand’s Up,”** by Breanna J. McDaniel. This triumphant picture book recasts a charged phrase as part of a black girl’s everyday life—hands up for a hug, hands up in class, hands up for a high five—before culminating in a moment of resistance at a protest march.

**“Dress Like a Girl,”** by Patricia Toht. A playful and fashionable slumber party takes an empowering turn.

**ANSWERS**

**Learning buddy sign here**

I have completed \_\_\_\_\_ activities with my learning buddy.

\_\_\_\_\_  
Learning buddy's signature      Date

**Please send ideas, suggestions or information to: [nie@deseretnews.com](mailto:nie@deseretnews.com)**

If you would like to receive FREE copies of Connect 1•2•3 for your classroom, order on the Web at [deseretnews.com/nie](http://deseretnews.com/nie). Connect 1•2•3 is a FREE monthly educational section available only to schools through the Deseret News.

Content created for the Deseret News by: Kid Scoop. Educational fun for kids ages 4-11. [www.kidscoop.com](http://www.kidscoop.com)

NIE director: Cindy Richards [crichards@deseretnews.com](mailto:crichards@deseretnews.com) 55 N. 300 West Salt Lake City, UT 84101 801-237-2172

